

## Stylized Caustics – Additional Material




Figure 1: In this example, the caustics of two objects are *exchanged* by specifying for both as target distribution the other caustic ( $w = 0.5$ ).




Figure 2: Varying  $\beta$  in the recommend range gives comparable caustics of slightly different shape. Here, demonstrated for  $w = t = 0.5$ .




Figure 3: Another comparison of our farthest closest point method with three other strategies for  $w = 0$ . The rows depict different techniques at the same time with the first and last frame as insets in the first column. A random permutation produces blurry results. The inverse CDF-based method tears the caustic into three parts. The bidirectional closest point method decays into many small pieces. The farthest closest point method produces the smoothest movement while preserving sharp features.